

Analyses Management

The Analyses screen helps you manage the application analyses of your account.

- [Query Analyses](#)
- [Navigate to results](#)
- [Delete one analysis](#)
- [Bulk deletion of analyses](#)
 - [Delete matching filter analyses](#)
 - [Delete handpicked analyses](#)

In the top-right corner of the screen, click the drop-down icon, select **Application Management**, and access the **Analyses** option.

ANALYSES

Analysis code

Application

Requested by

Scope

Label

State

Date from

Date to

Apply

Clear

50 of 123

Bulk change

Analysis code	Application	Creation date	Finish date	State	Available data	Scope	Label	Requested by
A-7e4-172b7f151e5	tachiyomi	2020/06/15 16:11	2020/06/15 16:12	Success	<div>SECURITY</div> <div>ANALYSIS</div>	Complete delivery	2020-06-15_1611	sysadmin
A-7e4-172b7f151e4	tachiyomi	2020/06/15 16:10	2020/06/15 16:11	Success	<div>SECURITY</div> <div>ANALYSIS</div>	Partial delivery	2020-06-15_1610	sysadmin
A-7e4-172b7f151e3	tachiyomi	2020/06/15 16:09	2020/06/15 16:10	Success	<div>SECURITY</div> <div>ANALYSIS</div>	Complete delivery	2020-06-15_1609	sysadmin
A-7e4-172b7f151e2	tachiyomi	2020/06/15 16:08	2020/06/15 16:09	Success	<div>SECURITY</div> <div>ANALYSIS</div>	Partial delivery	2020-06-15_1608	sysadmin
A-7e4-172b7f151dd	tachiyomi	2020/06/15 16:04	2020/06/15 16:04	Success	<div>SECURITY</div> <div>ANALYSIS</div>	Baseline	2020-06-15_1604	sysadmin
A-7e4-172b7f151d9	tachiyomi	2020/06/15 16:00	2020/06/15 16:01	Success	<div>SECURITY</div> <div>ANALYSIS</div>	Complete delivery	2020-06-15_1600	sysadmin
A-7e4-172b7f151d8	tachiyomi	2020/06/15 15:59	2020/06/15 16:00	Success	<div>SECURITY</div> <div>ANALYSIS</div>	Baseline	2020-06-15_1559	sysadmin
A-7e4-172b7f151d7	tachiyomi	2020/06/15 15:58	2020/06/15 15:59	Success	<div>SECURITY</div> <div>ANALYSIS</div>	Complete delivery	2020-06-15_1558	sysadmin

Query Analyses

The Analyses screen allows you to filter the analysis subset you want to view.

Analysis code

Application

Requested by

Scope

Label

State

Date from

Date to

WebGoat

victama

Baseline

Complete delivery

Partial delivery

Select all

Clear

Apply

Clear

The available fields are the following:

- **Analysis code:** Type part or the whole analysis code.
- **Application:** Type part or the whole application name.
- **Requested by:** The person who executed the analysis. You can select the users you want from the expanded username list.
- **Scope:** Select one or several options, such as Baseline, Complete delivery, or Partial delivery.
- **Label:** Type part or the whole analysis label.
- **State:** Select one or several options, such as Success, Fail, or In Progress.
- **Date from** and **Date to:** Enter the date range of the analysis list you want to retrieve.

After entering all filter values, click **Apply** to see the results of the query.

Navigate to results

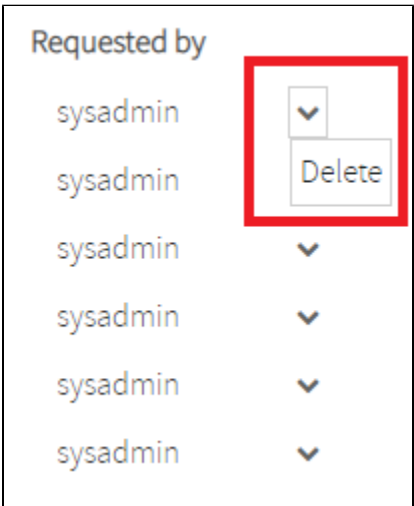
When successful analyses are retrieved, the Available data column displays different tags. Click a tag to redirect you to the results of the analysis.

11 of 11

Analysis code	Application	Creation date	Finish date	State	Available data	Scope
A-7e4-172a3043c7f	tachiyomi	2020/06/11 12:55	2020/06/11 12:57	Success	INSIGHTS	Complete delivery
A-7e4-172a3043c7e	tachiyomi	2020/06/11 12:54	2020/06/11 12:55	Success	SECURITY ANALYSIS	Partial delivery
A-7e4-1723c6f9692	SAS-5198	2020/05/22 14:50	2020/05/22 14:50	Success	SECURITY ANALYSIS	Baseline
A-7e4-1723c0b73ba	tachiyomi	2020/05/22 13:00	2020/05/22 13:01	Success	SECURITY ANALYSIS	Baseline
A-7e4-171eee8f2fe	WebGoat-7.1-Insights-2	2020/05/07 13:32	2020/05/07 13:33	Success	INSIGHTS	Baseline
A-7e4-171cba66605	WebGoat-7.1-Insights	2020/04/30 17:12	2020/04/30 17:14	Success	SECURITY ANALYSIS INSIGHTS	Baseline
A-7e4-1712b41c288	Symfony.VarDumper	2020/03/30 16:17	2020/03/30 16:18	Fail		Click to navigate to Insights results
A-7e4-1712b41c287	Symfony.VarDumper	2020/03/30 16:06	2020/03/30 16:07	Success	SECURITY ANALYSIS	Baseline
A-7e4-1712b41c286	Symfony.VarDumper	2020/03/30 15:56	2020/03/30 16:04	Success	SECURITY ANALYSIS	Baseline
A-7e4-1712b41c285	symfony	2020/03/30 13:58	2020/03/30 14:04	Success	SECURITY ANALYSIS	Baseline
A-7e4-1712b41c284	symfony	2020/03/30 13:39	2020/03/30 13:45	Success	SECURITY ANALYSIS	Baseline

Delete one analysis

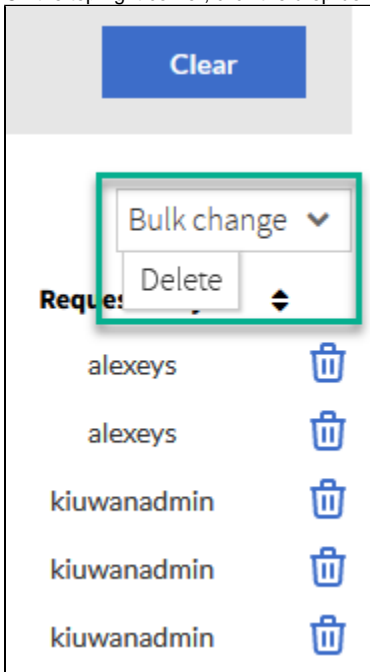
You can delete an analysis by clicking the drop-down icon on the right and selecting **Delete**. Confirm the deletion of the analysis in the confirmation dialog, the analysis is deleted, and the list is refreshed.



Bulk deletion of analyses

You can perform a bulk deletion of analyses by following these steps:

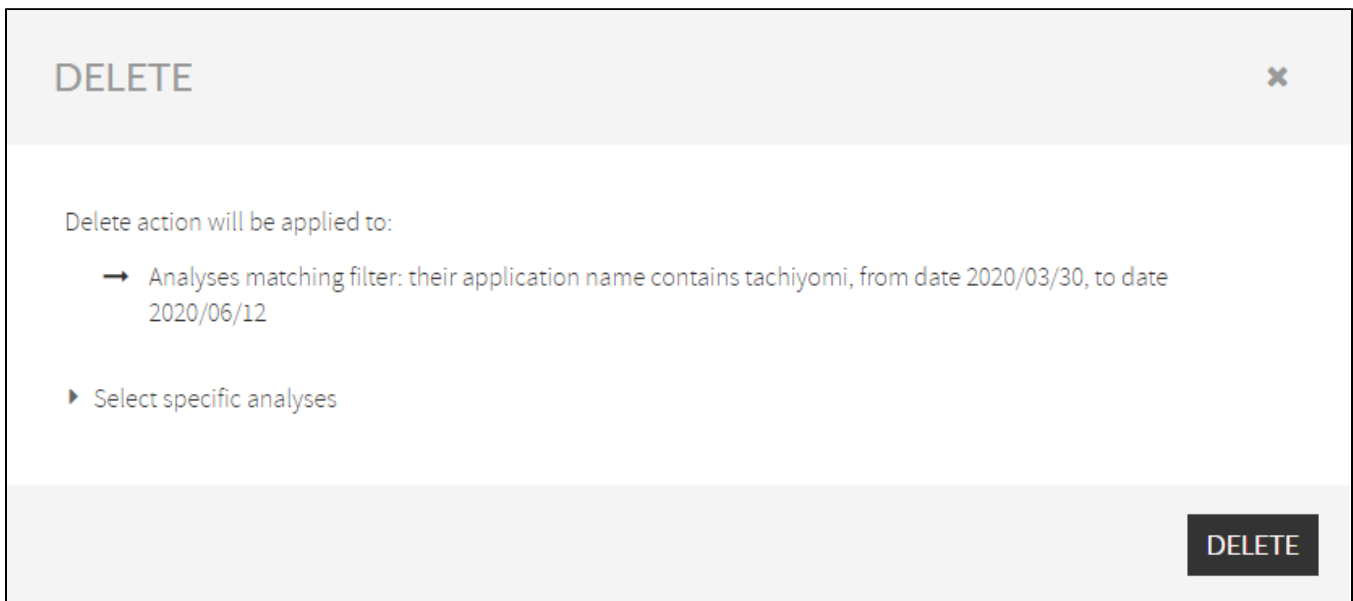
1. On the top right corner, click the drop-down icon, and select **Delete**.



2. When the dialog box opens, select between:
 - a. Delete matching filter analyses
 - b. Delete a handpicked analyses.

Delete matching filter analyses

When you select **Delete** matching the current filter, the following dialog is displayed:



Click **Delete** to confirm the action, all the analyses that match the current filter are removed, and the analyses list refreshes.

Delete handpicked analyses

When you click **Select specific analyses**, the following dialog is displayed:

DELETE

×

Delete action will be applied to:

→ Selected analyses in the list.

▼ Discard current analysis selection

3 of 3

	Analysis code	Application	Creation date	State	Scope	Label
<input checked="" type="checkbox"/>	A-7e4-172a3043c7f	tachiyomi	2020/06/11 12:55	Success	Complete delivery	dlv03comp02
<input checked="" type="checkbox"/>	A-7e4-172a3043c7e	tachiyomi	2020/06/11 12:54	Success	Partial delivery	dlv02part01
<input type="checkbox"/>	A-7e4-1723c0b73ba	tachiyomi	2020/05/22 13:00	Success	Baseline	bl-01

DELETE

Select the analyses you want to delete, click **Delete**, and validate the action when the confirmation dialog box opens.