

# Timeout Killed the Subprocess

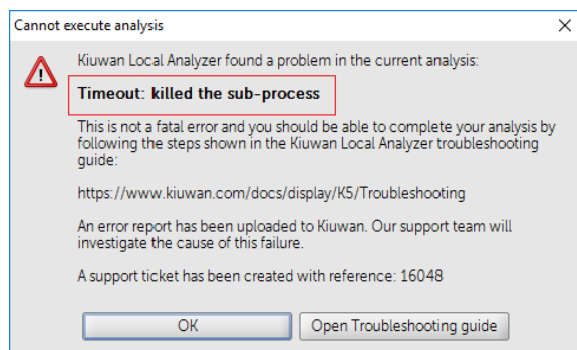
- [Problem](#)
  - [GUI mode](#)
  - [CLI mode](#)
- [Solution](#)
  - [Change the timeout value in the GUI](#)
  - [Modify the analyzer.properties file](#)
- [Related articles](#)

## Problem

By default, Kiuwan sets a timeout of 60 minutes for the different steps of the analysis. This timeout halts the analysis process in case some step hangs indefinitely.

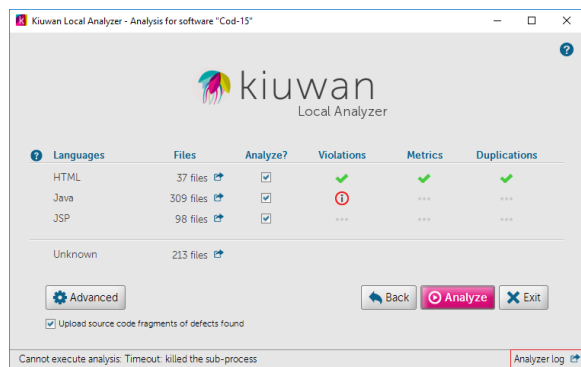
## GUI mode

If you are using Kiuwan Local Analyzer in GUI mode, a dialog will open indicating this error:



Please note that this dialog also displays the support ticket code you can provide to Kiuwan Technical Support if you want to enquire about it.

You can also detect this kind of error looking at the log file. In case this error happens, the analysis windows will look like this:



Click **Analyzer log** to open a window where the log file (temp/agentGUI.log) is displayed.

```
Log file: temp\agentGUI.log
INFO 2016-10-03 13:00:21,031 - Moving 1 file to C:\Luis\Kiwan\Nuevo\KiwanLocalAnalyzer\temp\Cod-15.1475492394058-0\resul
INFO 2016-10-03 13:00:21,034 - Deleting: C:\Luis\Kiwan\Nuevo\KiwanLocalAnalyzer\temp\Cod-15.1475492394058-0\resulta
WARN 2016-10-03 13:00:21,749 - -----
WARN 2016-10-03 13:00:21,749 - Executing rules analysis for technology Java
WARN 2016-10-03 13:00:21,749 - -----
WARN 2016-10-03 13:00:21,749 - directories: C:\Luis\Kiwan\Code\petstore-1_3_1_02\petstore1.3.1_02
WARN 2016-10-03 13:00:21,749 - includes:
WARN 2016-10-03 13:00:21,749 - excludes: **/src/test/**, **/_MACOSX/**, **/*.min.js, **/*.Designer.vb, **/*Reference.vb, **/*
WARN 2016-10-03 13:00:21,749 - ruleSet: qaking_java.xml
WARN 2016-10-03 13:00:21,749 - expressions file:
WARN 2016-10-03 13:00:21,749 - ignoreLevel: 0
WARN 2016-10-03 13:00:21,749 - mode: default
WARN 2016-10-03 13:00:21,749 - configuration: C:\Luis\Kiwan\Nuevo\KiwanLocalAnalyzer\bin\..\conf\apps\Cod-15.properties
WARN 2016-10-03 13:00:21,749 - java virtual machine: 1.8.0_66 [128m => 1024m, stack = 2048k, maxPerm = 128m]
ERROR 2016-10-03 13:01:21,960 - ERROR running target "run.rules" - Timeout: killed the sub-process
C:\Luis\Kiwan\Nuevo\KiwanLocalAnalyzer\bin\analyzerCommon.xml:79: Timeout: killed the sub-process
at org.apache.tools.ant.taskdefs.Java.fork(Java.java:770)
at org.apache.tools.ant.taskdefs.Java.executeJava(Java.java:194)
at org.apache.tools.ant.taskdefs.Java.execute(Java.java:104)
at com.ala.core.ant.QakingTask.execute(QakingTask.java:238)
at org.apache.tools.ant.UnknownElement.execute(UnknownElement.java:288)
at sun.reflect.GeneratedMethodAccessor34.invoke(Unknown Source)
at sun.reflect.DelegatingMethodAccessorImpl.invoke(DelegatingMethodAccessorImpl.java:43)
at java.lang.reflect.Method.invoke(Method.java:497)
at java.lang.reflect.Method.invoke(Method.java:497)
```

You will find some line as the following indicating that a timeout has been produced.

```
ERROR 2016-10-03 13:01:21,960 - ERROR running target "run.rules" -
Timeout: killed the sub-process
C:\Luis\Kiwan\Nuevo\KiwanLocalAnalyzer\bin\analyzerCommon.xml:79:
Timeout: killed the sub-process
```

## CLI mode

If you are using Kiwan Local Analyzer in CLI mode, this error is reported to the standard output.

```
Marcar Símbolo del sistema
Deleting: C:\Luis\Kiwan\Nuevo\KiwanLocalAnalyzer\temp\Cod-15.889915296\results\rules_html.key
-----
Executing metrics analysis for technology HTML
-----
directories: C:\Luis\Kiwan\Code\petstore-1_3_1_02\petstore1.3.1_02
includes:
excludes: **/src/test/**, **/_MACOSX/**, **/*.min.js, **/*.Designer.vb, **/*Reference.vb, **/*Service.vb, **/*Silverlight.vb, **/*
signature: **/*Reference.cs, **/*Service.cs, **/*Silverlight.cs, **/*, **/*Pods/Bulldozers/**/*, **/*Pods/Headers/**/*,
ruleSet: qaking_metrics_html.xml
expressions file:
ignoreLevel: 0
mode: default
configuration: C:\Luis\Kiwan\Nuevo\KiwanLocalAnalyzer\conf\apps\Cod-15.properties
java virtual machine: 1.8.0_66 [128m => 1024m, stack = 2048k, maxPerm = 128m]
java HotSpot(TM) 64-bit Server VM warning: ignoring option MaxPermSize=128m; support was removed in 8.0
Moving 1 file to C:\Luis\Kiwan\Nuevo\KiwanLocalAnalyzer\temp\Cod-15.889915296\results
Deleting: C:\Luis\Kiwan\Nuevo\KiwanLocalAnalyzer\temp\Cod-15.889915296\results\metrics_html.key
-----
Executing clone detection for technology HTML
-----
directories: C:\Luis\Kiwan\Code\petstore-1_3_1_02\petstore1.3.1_02
extensions: htm,html,html
min token: 100
ignore identifiers: false
ignore literals: true
java virtual machine: 1.8.0_66 [128m => 1024m, stack = 2048k, maxPerm = 128m]
java HotSpot(TM) 64-bit Server VM warning: ignoring option MaxPermSize=128m; support was removed in 8.0
Deleting: C:\Luis\Kiwan\Nuevo\KiwanLocalAnalyzer\temp\Cod-15.889915296\results\metrics_html.unparsed
Moving 1 file to C:\Luis\Kiwan\Nuevo\KiwanLocalAnalyzer\temp\Cod-15.889915296\results
Deleting: C:\Luis\Kiwan\Nuevo\KiwanLocalAnalyzer\temp\Cod-15.889915296\results\clonem_html.key
-----
Executing rules analysis for technology Java
-----
directories: C:\Luis\Kiwan\Code\petstore-1_3_1_02\petstore1.3.1_02
includes:
excludes: **/src/test/**, **/_MACOSX/**, **/*.min.js, **/*.Designer.vb, **/*Reference.vb, **/*Service.vb, **/*Silverlight.vb, **/*
signature: **/*Reference.cs, **/*Service.cs, **/*Silverlight.cs, **/*, **/*Pods/Bulldozers/**/*, **/*Pods/Headers/**/*,
ruleSet: qaking_java.xml
expressions file:
ignoreLevel: 0
mode: default
configuration: C:\Luis\Kiwan\Nuevo\KiwanLocalAnalyzer\conf\apps\Cod-15.properties
java virtual machine: 1.8.0_66 [128m => 1024m, stack = 2048k, maxPerm = 128m]
Kiwan Local Analyzer found a problem in the current analysis:
Timeout: killed the sub-process
This is not a fatal error and you should be able to complete your analysis by following the steps shown in the Kiwan Local An
alyzer Troubleshooting guide:
http://new.kiwan.com/docs/display/cx/troubleshooting
An error report has been uploaded to Kiwan. Our support team will investigate the cause of this failure.
A support ticket has been created with reference: 16886
Exit code = 15
Deleting directory C:\Luis\Kiwan\Nuevo\KiwanLocalAnalyzer\temp\Cod-15.889915296
```

An error code will be returned to the calling process.

Please visit [Local Analyzer Return Codes Deprecated](#) for further information on return codes.

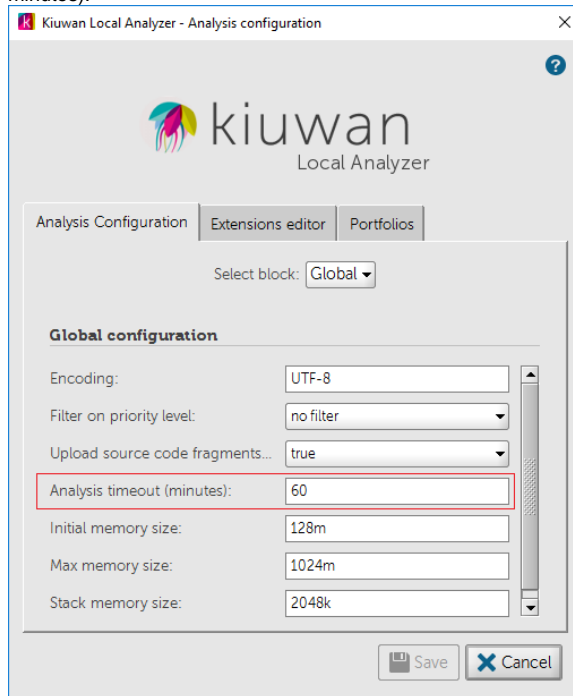
## Solution

Sometimes, this default timeout is not enough to finish the analysis. Due to the size of your application code, the analysis might need more time to finish. Therefore, the first action is to increase it to a higher value.

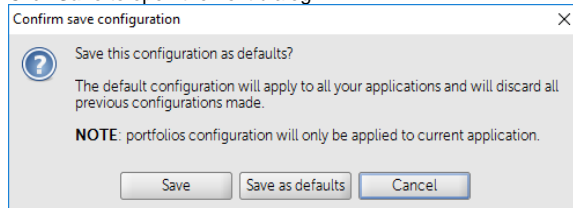
You can do it in two ways:

## Change the timeout value in the GUI

1. Click **Advanced** on the Analysis Setup Window
2. Selecting **Analysis Configuration**
3. Change the timeout value in the **Analysis timeout** (minutes) field (set by default to 60 minutes).



4. Click **Save** to open the next dialog:



5. **Save** = this configuration will apply only to the current applications.  
**Save as defaults** = the configuration changes will apply to all the applications you will analyze with your Kiuwan Local Analyzer installation.

## Modify the analyzer.properties file

An alternative way to change this timeout value is by modifying the `con/analyzer.properties` file. To do it, edit the **timeout** property:

```
# Timeout to use for max execution time of each analysis step
timeout=3600000
```



Please note that this property is specified in milliseconds.

If you have a specific configuration for an application and you want the change only to be applied to that specific application, you will need to modify this property in `con/apps/<name_of_your_app>.properties` file.

In case the problem persists, please contact [Kiuwan Technical Support](#).

## Related articles

- [SSO - Form-based authentication fails](#)
- [SSO - HTTP authentication fails](#)
- [SSO - WIA is not working](#)
- [SSO - Cannot authenticate with credentials](#)
- [Basic Authentication Error when Exporting Action Plan to Atlassian JIRA](#)